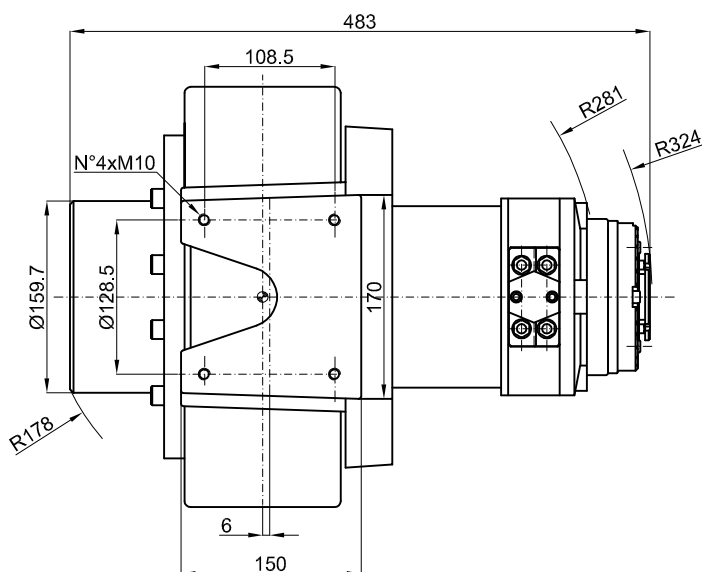
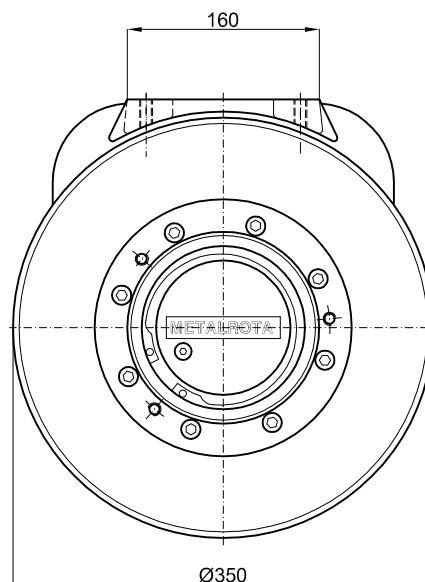
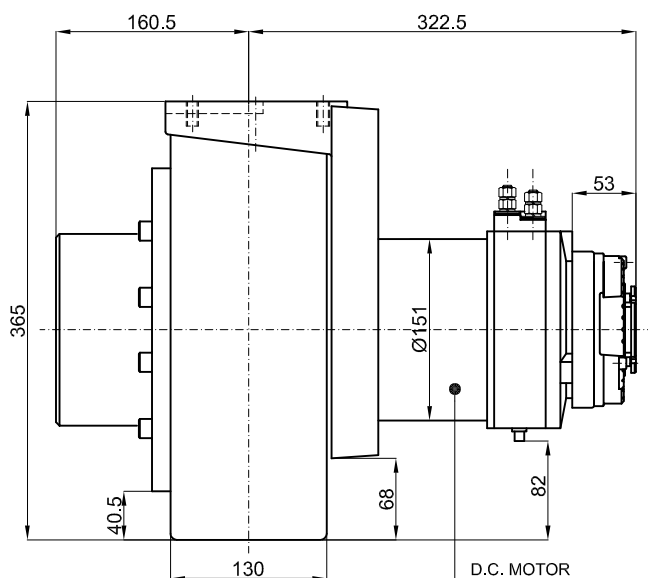


MR260/350 Motor Ø151mm



MR260/350FM D.151mm

TECHNICAL DATAS – DATI TECNICI		D.C. MOTOR	
POWER - POTENZA	W	1500 ÷ 2500	
VOLTAGE - TENSIONE	V	24 ÷ 96	
GEAR RATIO – RAPPORTO DI RIDUZIONE	i	30:1	
WHEEL - RUOTA	mm	Ø350x130	
MAX WHEEL TORQUE – COPPIA MASSIMA ALLA RUOTA	Nm	1200	
MAX WHEEL LOAD – CARICO MASSIMO SULLA RUOTA	kg	1400 - 2000	rubber – gomma polyurethan – poliuretano vulkollan – vullkollan
BRAKE TORQUE – COPPIA FRENO	Nm	20	
WEIGHT - PESO	kg	83	